

Device mount - Frosted diffuser - direct/indirect diffuse distribution - visually continuous

Device mount made of galvanised, profiled sheet steel, surface coated with polyester resin enamel. Toolless fastening with two integrated lateral lever locks. LED unit in housing length for optically seamless light run. Housing colour traffic white RAL 9016; Diffuser optics, Light distribution direct/indirect diffuse distribution by means of Frosted diffuser of PMMA plastic, Continuous light run appearance, UGR (4H/8H) 30.2. Heat-resistant cables including fixed 3-pole rapid installation plug connector with tool-free phase preselection and locating finger The device mount is variably adjustable with multi-lumen. They are exchangeable, permit modernisation and reliably prolong the service life of the overall system.

CHARACTERISTICS

Order number	18198304100
EAN number	4020863478965
Commodity code	94051190
Certification mark	IP 20, Protection class I, ENEC10 VDE, F, Indoor, CE
Impact resistance (IK rating)	IK03 (25°C bis 35°C)
Ambient temperatur	ta 25°C to 35°C
Warranty period	5 years
State funding programs	BEG - Federal funding for efficient buildings (valid only for Germany)

ELECTRICAL ENGINEERING

Controller	Electronic multi-lumen driver, 4-steps (1 pcs.)
System output	42W-24W
Mains voltage	230V/50Hz
Energy efficiency class/light source	C

LIGHTING TECHNOLOGY

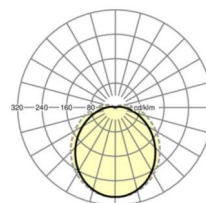
Placement	LED, Colour rendering/Light colour CRI ≥ 80 / 4000K
Colour tolerance (MacAdam)	3SDCM
Photobiological safety (Luminaire)	RG1
Nominal luminous flux/switching steps (EDM)	6700lm/42W, 5900lm/36W, 5000lm/30W, 4000lm/24W
LED service life	50000h L80/B10 (Tq 35°C)
Luminaire luminous efficiency	168lm/W-158lm/W
Beam angle	110° (C0) / 125° (C90)
UGR lat./long.	25.7 / 30.2 (42W)

MECHANICS

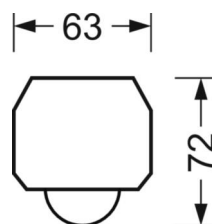
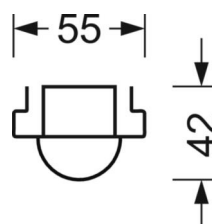
Housing colour	traffic white RAL 9016
Dimensions (LxWxH/DxH)	1531mm x 55mm x 42mm
Weight (net)	1.32kg
Type of installation	Mounting rail system installation, Ceiling-mounted mounting rail installation, Ceiling-mounted mounting rail installation on T-system, Pendulum mounting rail assembly on chain, Pendulum mounting rail installation on steel cable

DEEP-LINK

<https://www.regiolum.de/en/article/18198304100>



Reference	LED 6700lm/42W 840
η_{LB}	100 %
$\Phi_{\downarrow/\uparrow}$	93 % / 7 %
UGR lat./long.	25.7 / 30.2



Dimensions

L	1531 mm	Length
B	55 mm	Width
H	42 mm	Height
